


2016 sink tip weights & specs

RIO Tips technical information		
Type	Sink Rate	Tip Color
T-8	6-7 ips	Red
T-11	7-8 ips	Green
T-14	8-9 ips	Blue
T-17	9-10 ips	Gray
T-20	10+ ips	Black


10ft & 15ft Tips - loop colors		
Type	Sink Rate	Loop Color
Int.	1.5-2 ips	Light Gray
Type 3	3-4 ips	Yellow
Type 6	6-7 ips	Gray
Type 8	8-9 ips	Green

Correctly attaching your tip

When looping on tips (or leaders), it is important to make sure that the loops fit correctly. To do this, first put the fly line/shooting head loop through the loop on the tip, then put the opposite end of the tip through the fly line loop and draw tight.




Good Connection



Bad Connection

Watch a short video on how to correctly make a loop to loop connection at: <https://vimeo.com/123786660>



15 ft tips weight			MOW & iMOW Tips - Grains				
Size	Grains	Grams	Type	Grains	Grains	Grains	Grains
6 wt	84 gr	5.4		Light	Med	Hvy	X Hvy
7 wt	95 gr	6.2	10' Flt/Int	90	120	150	180
8 wt	109 gr	7.1	7.5' & 2.5'	85	115	145	175
9 wt	129 gr	8.4	5' & 5'	85	115	145	175
10 wt	150 gr	9.7	2.5' & 7.5'	85	115	145	175
10 ft tips weight			10' Sink	80	110	140	170
Size	Grains	Grams	12.5' Sink	100	138	175	213
#5	55	3.6					
#6	65	4.2	MOW & iMOW Tips - Grams				
#7	75	4.9	Type	Grams	Grams	Grams	Grams
#8	85	5.5		Light	Med	Hvy	X Hvy
#9	95	6.2	10' Flt/Int	5.8	7.8	9.7	11.7
All weights are approximate, and for reference only			7.5' & 2.5'	5.5	7.5	9.4	11.4
			5' & 5'	5.5	7.5	9.4	11.4
			2.5' & 7.5'	5.5	7.5	9.4	11.4
			10' Sink	5.2	7.1	9.1	11.0
			12.5' Sink	6.5	9.0	11.4	13.8

© RPI, Inc. All Rights Reserved

www.rioproducts.com